

Results of DAM Weiß-Blau Kart-Trophy - Klasse G - Freies Training 1

Date Oct 9, 2011 7:18:00 AM
Track Zimmermann Karting Ampfing (1.063 km)
Event DAM Weiß-Blau Kart-Trophy
Group Klasse G



NAVC

Best Lap Tm 48.069
In Lap 9
Best Speed 79.611
by Johannes Liebhart

Classification[Show results by class](#)

Pos	No.	Name	Best time	In lap	Best speed	Diff	Gap	Laps
1	3	Johannes Liebhart	48.069	9	79.611			9
2	25	Maxi Fleischmann	48.132	6	79.506	0.063	0.063	7
3	24	Rene Oswald	48.783	9	78.445	0.714	0.651	9
4	30	Kurt Nentwich	50.190	4	76.246	2.121	1.407	5
5	46	Josef Moser	53.449	5	71.597	5.380	3.259	5
6	11	Andreas Scherer	54.693	2	69.969	6.624	1.244	3
7	34	Toni Greif	56.691	2	67.503	8.622	1.998	2

[Share](#) |

Results of DAM Weiß-Blau Kart-Trophy - Klasse G - Freies Training 2

Date Oct 9, 2011 8:23:00 AM
Track Zimmermann Karting Ampfing (1.063 km)
Event DAM Weiß-Blau Kart-Trophy
Group Klasse G



NAVC

Best Lap Tm 42.349
In Lap 11
Best Speed 90.363
by Stefan Wackerbauer

Classification[Show results by class](#)

Pos	No.	Name	Best time	In lap	Best speed	Diff	Gap	Laps
1	32	Stefan Wackerbauer	42.349	11	90.363			13
2	18	Patrick Loidl	42.657	5	89.711	0.308	0.308	11
3	24	Rene Oswald	42.687	10	89.648	0.338	0.030	13
4	34	Toni Greif	43.175	11	88.635	0.826	0.488	11
5	30	Kurt Nentwich	43.180	5	88.624	0.831	0.005	10
6	33	Alexander Veit	43.377	8	88.222	1.028	0.197	12
7	25	Maxi Fleischmann	43.391	11	88.193	1.042	0.014	12
8	46	Josef Moser	43.392	5	88.191	1.043	0.001	12
9	3	Johannes Liebhardt	43.402	8	88.171	1.053	0.010	12
10	8	Daniel März	43.507	4	87.958	1.158	0.105	8
11	11	Andreas Scherer	43.664	6	87.642	1.315	0.157	9
12	47	Dominik Breier	43.985	6	87.002	1.636	0.321	7
13	35	Alexander Hauser	44.482	7	86.030	2.133	0.497	7
14	48	Adrian Graf	46.565	4	82.182	4.216	2.083	6

[Share](#) |

Results of DAM Weiß-Blau Kart-Trophy - Klasse G - Zeittraining


Date Oct 9, 2011 9:57:00 AM
Track Zimmermann Karting Ampfing (1.063 km)
Event DAM Weiß-Blau Kart-Trophy
Group Klasse G



NAVC

Best Lap Tm 41.916
In Lap 7
Best Speed 91.297
by Stefan Wackerbauer

Classification[Show results by class](#)

Pos	No.	Name	Best time	In lap	Best speed	Diff	Gap	Laps
1	32	Stefan Wackerbauer	41.916	7	91.297			9
2	24	Rene Oswald	42.511	7	90.019	0.595	0.595	11
3	33	Alexander Veit	42.572	8	89.890	0.656	0.061	9
4	34	Toni Greif	42.646	5	89.734	0.730	0.074	10
5	18	Patrick Loidl	42.657	6	89.711	0.741	0.011	7
6	46	Josef Moser	42.717	6	89.585	0.801	0.060	12
7	3	Johannes Liebhardt	42.895	8	89.213	0.979	0.178	12
8	8	Daniel März	43.060	6	88.871	1.144	0.165	10
9	25	Maxi Fleischmann	43.099	9	88.791	1.183	0.039	10
10	11	Andreas Scherer	43.109	6	88.770	1.193	0.010	11
11	30	Kurt Nentwich	43.198	8	88.587	1.282	0.089	12
12	35	Alexander Hauser	43.424	10	88.126	1.508	0.226	12
13	47	Dominik Breier	43.747	7	87.476	1.831	0.323	11
14	48	Adrian Graf 	44.144	7	86.689	2.228	0.397	9

[Share](#) |

Results of DAM Weiß-Blau Kart-Trophy - Klasse G - 1. Rennen


Date Oct 9, 2011 12:50:00 PM
Track Zimmermann Karting Ampfing (1.063 km)
Event DAM Weiß-Blau Kart-Trophy
Group Klasse G



NAVC

Best Lap Tm 42.154
In Lap 9
Best Speed 90.781
by Stefan Wackerbauer

Classification[Show results by class](#)

Pos	No.	Name	Laps	Total time	Diff	Best time	In lap	Best speed
1	32	Stefan Wackerbauer	17	12:07.346		42.154	9	90.781
2	34	Toni Greif	17	12:12.130	4.784	42.638	7	89.751
3	18	Patrick Loidl	17	12:12.403	5.057	42.438	14	90.174
4	24	Rene Oswald	17	12:14.890	7.544	42.713	13	89.593
5	33	Alexander Veit	17	12:15.103	7.757	42.775	15	89.463
6	46	Josef Moser	17	12:15.863	8.517	42.794	13	89.424
7	3	Johannes Liebhardt	17	12:16.480	9.134	42.826	14	89.357
8	8	Daniel März	17	12:18.364	11.018	42.829	9	89.351
9	11	Andreas Scherer	17	12:19.938	12.592	42.956	13	89.086
10	25	Maxi Fleischmann	17	12:24.825	17.479	42.962	9	89.074
11	30	Kurt Nentwich	17	12:26.472	19.126	43.286	15	88.407
12	35	Alexander Hauser	17	12:28.273	20.927	43.357	10	88.263
13	47	Dominik Breier	17	12:35.304	27.958	43.889	5	87.193
14	48	Adrian Graf 	4	3:03.757	--13 Laps--	44.475	3	86.044

[Share](#) |

Results of DAM Weiß-Blau Kart-Trophy - Klasse G - 2. Rennen


Date Oct 9, 2011 2:55:00 PM
Track Zimmermann Karting Ampfing (1.063 km)
Event DAM Weiß-Blau Kart-Trophy
Group Klasse G



NAVC

Best Lap Tm 42.410
In Lap 9
Best Speed 90.233
by Stefan Wackerbauer

Classification[Show results by class](#)

Pos	No.	Name	Laps	Total time	Diff	Best time	In lap	Best speed
1	18	Patrick Loidl	17	12:16.341		42.821	9	89.367
2	33	Alexander Veit	17	12:18.490	2.149	42.926	7	89.149
3	3	Johannes Liebhardt	17	12:20.241	3.900	42.932	10	89.136
4	46	Josef Moser	17	12:22.695	6.354	42.781	7	89.451
5	8	Daniel März	17	12:25.999	9.658	42.972	7	89.053
6	11	Andreas Scherer	17	12:27.831	11.490	43.316	13	88.346
7	25	Maxi Fleischmann	17	12:29.894	13.553	43.022	16	88.950
8	30	Kurt Nentwich	17	12:31.447	15.106	43.438	16	88.098
9	24	Rene Oswald	17	12:36.385	20.044	42.952	9	89.095
10	47	Dominik Breier	17	12:37.789	21.448	43.944	14	87.084
11	35	Alexander Hauser	17	12:37.916	21.575	43.770	14	87.430
12	48	Adrian Graf 	17	12:49.770	33.429	44.312	9	86.360
13	34	Toni Greif	16	11:36.561	--1 Lap--	42.960	7	89.078
14	32	Stefan Wackerbauer	14	12:28.514	--3 Laps--	42.410	9	90.233

[Share](#) |