

Results of DAM Weiß-Blau Kart-Trophy 2011[3] - Klasse G - Freies Training 1

Date Jun 5, 2011 7:18:00 AM
Track Zimmermann Karting Ampfing (1.063 km)
Event DAM Weiß-Blau Kart-Trophy 2011[3]
Group Klasse G

Best Lap Tm 42.366
In Lap 11
Best Speed 90.327
by Stefan Wackerbauer



NAVC

Classification

Show results by class

Pos	No.	Name	Best time	In lap	Best speed	Diff	Gap	Laps
1	32	Stefan Wackerbauer	42.366	11	90.327			11
2	4	Dennis Widdmann	42.648	11	89.730	0.282	0.282	11
3	3	Johannes Liebhardt	42.834	3	89.340	0.468	0.186	7
4	14	Richard Schaffer	42.850	10	89.307	0.484	0.016	11
5	5	Michael Mrosek 	42.904	4	89.194	0.538	0.054	6
6	24	Rene Oswald	42.941	9	89.118	0.575	0.037	11
7	40	Thomas Mayer	42.947	6	89.105	0.581	0.006	10
8	2	Andreas Funkenhauser	42.966	8	89.066	0.600	0.019	9
9	26	Felix Jahn	43.020	6	88.954	0.654	0.054	9
10	34	Toni Greif	43.065	7	88.861	0.699	0.045	8
11	17	Peter Heinrichsberger	43.114	8	88.760	0.748	0.049	9
12	9	Daniel Eder	43.129	4	88.729	0.763	0.015	8
13	15	Florian Pötzlberger	43.142	7	88.702	0.776	0.013	9
14	11	Andreas Scherer	43.168	8	88.649	0.802	0.026	9
15	27	Maximilian Treffer	43.240	7	88.501	0.874	0.072	9
16	33	Alexander Veit	43.287	10	88.405	0.921	0.047	11
17	46	Josef Moser	43.320	11	88.338	0.954	0.033	11
18	8	Daniel März	43.366	4	88.244	1.000	0.046	11
19	44	Christoph Brugger	43.438	9	88.098	1.072	0.072	10
20	41	Matthias Gruber	43.538	11	87.896	1.172	0.100	11
21	21	Jakob Schober	43.582	7	87.807	1.216	0.044	9
22	39	Christof Moser	43.667	5	87.636	1.301	0.085	7
23	45	Zdenek Navratil	43.767	6	87.436	1.401	0.100	8
24	22	Simon Eibl	44.067	4	86.840	1.701	0.300	4
25	30	Sebastian Uber	44.141	4	86.695	1.775	0.074	11
26	28	Philipp Eitzinger	44.752	3	85.511	2.386	0.611	5

Share |

Results of DAM Weiß-Blau Kart-Trophy 2011[3] - Klasse G - Freies Training 2

Date Jun 5, 2011 8:23:00 AM
Track Zimmermann Karting Ampfing (1.063 km)
Event DAM Weiß-Blau Kart-Trophy 2011[3]
Group Klasse G

Best Lap Tm 42.455
In Lap 7
Best Speed 90.138
by Thomas Mayer



NAVC

Classification

Show results by class

Pos	No.	Name	Best time	In lap	Best speed	Diff	Gap	Laps
1	40	Thomas Mayer	42.455	7	90.138			12
2	33	Alexander Veit	42.501	5	90.040	0.046	0.046	12
3	5	Michael Mrosek 	42.542	4	89.953	0.087	0.041	5
4	32	Stefan Wackerbauer	42.573	8	89.888	0.118	0.031	12
5	24	Rene Oswald	42.610	6	89.810	0.155	0.037	13
6	4	Dennis Widdmann	42.631	6	89.766	0.176	0.021	10
7	3	Johannes Liebhardt	42.672	9	89.679	0.217	0.041	12
8	14	Richard Schaffer	42.713	7	89.593	0.258	0.041	7
9	17	Peter Heinrichsberger	42.749	5	89.518	0.294	0.036	11
10	15	Florian Pötzlberger	42.780	6	89.453	0.325	0.031	13
11	9	Daniel Eder	42.784	6	89.445	0.329	0.004	9
12	2	Andreas Funkenhauser	42.822	7	89.365	0.367	0.038	10
13	11	Andreas Scherer	42.824	4	89.361	0.369	0.002	9
14	34	Toni Greif	42.878	7	89.249	0.423	0.054	10
15	27	Maximilian Treffer	43.085	10	88.820	0.630	0.207	11
16	39	Christof Moser	43.130	9	88.727	0.675	0.045	11
17	31	Manuel Westermeier 	43.196	3	88.591	0.741	0.066	8
18	44	Christoph Brugger	43.268	9	88.444	0.813	0.072	12
19	21	Jakob Schober	43.272	6	88.436	0.817	0.004	12
20	46	Josef Moser	43.382	9	88.212	0.927	0.110	10
21	41	Matthias Gruber	43.439	7	88.096	0.984	0.057	12
22	45	Zdenek Navratil	43.529	6	87.914	1.074	0.090	7
23	8	Daniel März	43.550	4	87.871	1.095	0.021	10
24	28	Philipp Eitzinger	43.598	4	87.775	1.143	0.048	10
25	22	Simon Eibl	43.682	11	87.606	1.227	0.084	12
26	30	Sebastian Uber	43.964	6	87.044	1.509	0.282	11

Share |

Results of DAM Weiß-Blau Kart-Trophy 2011[3] - Klasse G - Zeittraining

Date Jun 5, 2011 9:57:00 AM
Track Zimmermann Karting Ampfing (1.063 km)
Event DAM Weiß-Blau Kart-Trophy 2011[3]
Group Klasse G



Best Lap Tm 42.420
In Lap 5
Best Speed 90.212
by Stefan Wackerbauer



NAVC

Classification

Show results by class

Pos	No.	Name	Best time	In lap	Best speed	Diff	Gap	Laps
1	32	Stefan Wackerbauer	42.420	5	90.212			12
2	33	Alexander Veit	42.668	8	89.688	0.248	0.248	9
3	14	Richard Schaffer	42.679	4	89.665	0.259	0.011	8
4	27	Maximilian Treffer	42.685	7	89.652	0.265	0.006	11
5	5	Michael Mrosek 	42.698	3	89.625	0.278	0.013	10
6	40	Thomas Mayer	42.702	6	89.616	0.282	0.004	12
7	4	Dennis Widdmann	42.706	9	89.608	0.286	0.004	10
8	15	Florian Pötzlberger	42.754	4	89.507	0.334	0.048	11
9	24	Rene Oswald	42.769	8	89.476	0.349	0.015	11
10	34	Toni Greif	42.800	7	89.411	0.380	0.031	10
11	3	Johannes Liebhardt	42.830	6	89.349	0.410	0.030	11
12	17	Peter Heinrichsberger	42.846	4	89.315	0.426	0.016	9
13	11	Andreas Scherer	42.855	4	89.296	0.435	0.009	10
14	46	Josef Moser	42.856	6	89.294	0.436	0.001	12
15	9	Daniel Eder	42.892	5	89.219	0.472	0.036	9
16	21	Jakob Schober	42.905	7	89.192	0.485	0.013	12
17	28	Philipp Eitzinger	42.946	5	89.107	0.526	0.041	8
18	26	Felix Jahn	43.022	3	88.950	0.602	0.076	10
19	30	Sebastian Uber	43.061	8	88.869	0.641	0.039	9
20	44	Christoph Brugger	43.068	4	88.855	0.648	0.007	12
21	41	Matthias Gruber	43.153	8	88.680	0.733	0.085	12
22	31	Manuel Westermeier 	43.171	4	88.643	0.751	0.018	9
23	45	Zdenek Navratil	43.339	6	88.299	0.919	0.168	11
24	39	Christof Moser	43.380	10	88.216	0.960	0.041	11
25	2	Andreas Funkenhauser	43.586	2	87.799	1.166	0.206	3
26	22	Simon Eibl	43.625	7	87.720	1.205	0.039	11
DQ	8	Daniel März	42.887	3	89.230	0.467	-.-.-	8

Share |

DAM Weiß-Blau Kart-Trophy 2011[3]**Klasse G****nmermann Karting Ampfing (1.063 Km)****1. Rennen****Race (17 Laps)****05.06.2011 14:50****Race Results**

Pos	PIC	No.	Name	Class	Laps	Diff	Total Tm	Best Tm	Kart	DAM-Nr.
1	1	32	Stefan Wackerbauer	G	17		12:15.324	42.638	DR/TM	14807
2	2	5	Michael Mrosek	G	17	1.986	12:17.310	42.921	Tony/Maxter	20224
3	3	33	Alexander Veit	G	17	2.252	12:17.576	42.901	EKS/TM	15082
4	4	34	Toni Greif	G	17	3.365	12:18.689	42.914	Zanardi/ VM	14560
5	5	3	Johannes Liebhardt	G	17	5.961	12:21.285	43.045	CRG/TM	13761
6	6	4	Dennis Widdmann	G	17	6.136	12:21.460	42.996	Energy/TM	13935
7	7	14	Richard Schaffer	G	17	6.609	12:21.933	43.062	Energy/MM	20600
8	8	24	Rene Oswald	G	17	6.953	12:22.277	43.052	Birel/TM	
9	9	9	Daniel Eder	G	17	7.284	12:22.608	43.091	DR/TM	14891
10	10	21	Jakob Schober	G	17	8.715	12:24.039	43.152	CKR/TM	
11	11	27	Maximilian Treffer	G	17	9.047	12:24.371	43.028	Velox/SGM	14897
12	12	2	Andreas Funkenhause	G	17	11.801	12:27.125	43.114	DRKart/TM	
13	13	30	Sebastian Uber	G	17	13.502	12:28.826	43.229	Birel/TM	
14	14	46	Josef Moser	G	17	14.109	12:29.433	42.934	DR/TM	
15	15	11	Andreas Scherer	G	17	15.333	12:30.657	43.263	Energy / VM	14769
16	16	28	Philipp Eitzinger	G	17	15.520	12:30.844	43.316	Birel/TM	15076
17	17	8	Daniel März	G	17	16.718	12:32.042	43.112	Energy/TM	13961
18	18	26	Felix Jahn	G	17	17.211	12:32.535	43.371	DR/TM	14821
19	19	44	Christoph Brugger	G	17	18.816	12:34.140	43.427	CKR/TM	
20	20	41	Matthias Gruber	G	17	19.042	12:34.366	43.371	CRG/TM	
21	21	31	Manuel Westermeier	G	17	19.477	12:34.801	43.489	CKR/DEBEI	15114
22	22	45	Zdenek Navratil	G	17	19.996	12:35.320	43.514	AM/TM	14636
23	23	22	Simon Eibl	G	17	20.324	12:35.648	43.515	Birel/TM	14894
24	24	39	Christof Moser	G	17	22.648	12:37.972	43.611	CRG/TM	
25	25	40	Thomas Mayer	G	10	--7 Laps--	15:05.480	43.062	DR/TM	
26	26	15	Florian Pötzlberger	G	1	--16 Laps--	15:33.501	15:32.500	DR/TM	

Printed: 05.06.2011 15:16:04

Licensed to: NAVC Sportabteilung

Average race speed: 88,472

Chief of Timing & Scoring:

Best Tm: 42.638, Spd: 89,751

by: (32) Stefan Wackerbauer

Date:

Margin of Victory: 1.986

RaceTime: 12:15

Signed:



www.amb-it.com
Orbits 1.0



Results of DAM Weiß-Blau Kart-Trophy 2011[3] - Klasse G - 2. Rennen

Date Jun 5, 2011 2:55:00 PM
Track Zimmermann Karting Ampfing (1.063 km)
Event DAM Weiß-Blau Kart-Trophy 2011[3]
Group Klasse G



Best Lap Tm 42.982
In Lap 15
Best Speed 89.033
by Josef Moser



NAVC

Classification

[Show results by class](#)

Pos	No.	Name	Laps	Total time	Diff	Best time	In lap	Best speed
1	5	Michael Mrosek 	17	12:19.686		43.088	9	88.814
2	3	Johannes Liebhardt	17	12:19.796	0.110	43.008	17	88.979
3	33	Alexander Veit	17	12:22.888	3.202	43.164	10	88.657
4	2	Andreas Funkenhauser	17	12:23.113	3.427	43.180	14	88.624
5	24	Rene Oswald	17	12:23.263	3.577	43.149	11	88.688
6	9	Daniel Eder	17	12:23.617	3.931	43.128	14	88.731
7	4	Dennis Widdmann	17	12:24.695	5.009	43.185	15	88.614
8	46	Josef Moser	17	12:24.930	5.244	42.982	15	89.033
9	28	Philipp Eitzinger	17	12:28.173	8.487	43.293	11	88.393
10	27	Maximilian Treffer	17	12:28.827	9.141	43.200	15	88.583
11	11	Andreas Scherer	17	12:29.646	9.960	43.307	14	88.364
12	21	Jakob Schober	17	12:29.955	10.269	43.222	17	88.538
13	8	Daniel März	17	12:30.242	10.556	43.221	15	88.540
14	45	Zdenek Navratil	17	12:32.333	12.647	43.385	12	88.206
15	26	Felix Jahn	17	12:33.329	13.643	43.332	16	88.313
16	44	Christoph Brugger	17	12:34.320	14.634	43.432	16	88.110
17	14	Richard Schaffer	17	12:34.862	15.176	43.143	9	88.700
18	41	Matthias Gruber	17	12:35.246	15.560	43.436	14	88.102
19	39	Christof Moser	17	12:41.784	22.098	43.668	11	87.634
20	30	Sebastian Uber	16	12:53.176	--1 Lap--	43.583	9	87.805
21	22	Simon Eibl	5	3:50.292	--12 Laps--	43.851	4	87.268
22	32	Stefan Wackerbauer	1	1:03.627	--16 Laps--	1:03.627	1	60.144
23	34	Toni Greif	0	0.503	--17 Laps--	--:--:--	-	-
24	31	Manuel Westermeier 	0	3.101	2.598	--:--:--	-	-

[Share](#) |