

Ergebnisse von DAM Weiß-Blau Kart-Trophy 2010[6] - Gruppe A / Klasse M / MM - Freies Training 1

Datum Oct 3, 2010 6:30:00 AM
Strecke Zimmermann Karting Ampfing (1.063 km)
Veranstaltung DAM Weiß-Blau Kart-Trophy 2010[6]
Gruppe Gruppe A / Klasse M / MM





NAVC

Beste Rundenzeit 48.944
In Runde 6
Beste Geschwindigkeit 78.187
von Michelle Halder

Classification

Show results by class

Pos	No.	Name	Best time	In lap	Best speed	Diff	Gap	Laps
1	777	Michelle Halder 	48.944	6	78.187			9
2	764	Luca Engstler	50.896	8	75.189	1.952	1.952	8
3	712	Luca Wiener	51.338	6	74.541	2.394	0.442	8
4	755	Thomas Teichmann	51.871	5	73.775	2.927	0.533	8
5	765	Maximilian Lindner	52.246	6	73.246	3.302	0.375	8
6	833	Philipp Regensperger	52.400	6	73.031	3.456	0.154	8
7	767	Noel Krammer	52.408	7	73.019	3.464	0.008	8
8	820	Mike Linner	52.819	8	72.451	3.875	0.411	8
9	768	Erik Weiske 	52.942	8	72.283	3.998	0.123	8
10	827	Sabrina Werkstetter	53.183	7	71.955	4.239	0.241	8
11	825	Adrian Emminger	53.432	8	71.620	4.488	0.249	8
12	821	Marcel Langoth	53.734	3	71.217	4.790	0.302	8

Share |

Ergebnisse von DAM Weiß-Blau Kart-Trophy 2010[6] - Gruppe A / Klasse M / MM - Freies Training 2




Datum Oct 3, 2010 7:35:00 AM
Strecke Zimmermann Karting Ampfing (1.063 km)
Veranstaltung DAM Weiß-Blau Kart-Trophy 2010[6]
Gruppe Gruppe A / Klasse M / MM



NAVC

Beste Rundenzeit 48.547
In Runde 9
Beste Geschwindigkeit 78.827
von Michelle Halder

Classification[Show results by class](#)

Pos	No.	Name		Best time	In lap	Best speed	Diff	Gap	Laps
1	777	Michelle Halder		48.547	9	78.827			9
2	764	Luca Engstler		49.622	9	77.119	1.075	1.075	10
3	712	Luca Wiener		50.184	8	76.255	1.637	0.562	9
4	755	Thomas Teichmann		51.552	9	74.232	3.005	1.368	9
5	765	Maximilian Lindner		51.624	9	74.128	3.077	0.072	9
6	767	Noel Krammer		51.881	9	73.761	3.334	0.257	9
7	768	Erik Weiske		52.116	7	73.428	3.569	0.235	9
8	827	Sabrina Werkstetter		52.164	6	73.361	3.617	0.048	9
9	833	Philipp Regensperger		52.324	9	73.137	3.777	0.160	9
10	820	Mike Linner		52.729	7	72.575	4.182	0.405	9
11	825	Adrian Emminger		52.762	5	72.529	4.215	0.033	9
12	835	Maximilian Beeck		53.002	2	72.201	4.455	0.240	9
13	821	Marcel Langoth		54.048	4	70.804	5.501	1.046	9
14	824	Lion Zozin		55.071	3	69.488	6.524	1.023	8

[Share](#) |

Ergebnisse von DAM Weiß-Blau Kart-Trophy 2010[6] - Gruppe A / Klasse M / MM - Zeittraining




Datum Oct 3, 2010 9:05:00 AM
Strecke Zimmermann Karting Ampfing (1.063 km)
Veranstaltung DAM Weiß-Blau Kart-Trophy 2010[6]
Gruppe Gruppe A / Klasse M / MM



NAVC

Beste Rundenzeit 48.214
In Runde 8
Beste Geschwindigkeit 79.371
von Michelle Halder

Classification[Show results by class](#)

Pos	No.	Name	Best time	In lap	Best speed	Diff	Gap	Laps
1	777	Michelle Halder 	48.214	8	79.371			11
2	764	Luca Engstler	49.527	7	77.267	1.313	1.313	10
3	712	Luca Wiener	49.944	5	76.622	1.730	0.417	10
4	755	Thomas Teichmann	51.187	8	74.761	2.973	1.243	10
5	765	Maximilian Lindner	51.644	4	74.100	3.430	0.457	10
6	767	Noel Krammer	51.709	7	74.006	3.495	0.065	10
7	833	Philipp Regensperger	51.948	10	73.666	3.734	0.239	10
8	820	Mike Linner	52.326	10	73.134	4.112	0.378	10
9	768	Erik Weiske 	52.338	9	73.117	4.124	0.012	9
10	827	Sabrina Werkstetter	52.386	10	73.050	4.172	0.048	10
11	835	Maximilian Beeck	52.509	10	72.879	4.295	0.123	10
12	825	Adrian Emminger	52.662	9	72.667	4.448	0.153	10
13	824	Lion Zozin 	53.551	5	71.461	5.337	0.889	10
14	821	Marcel Langoth	53.796	6	71.135	5.582	0.245	9
15	769	Daniel Ippisch	55.122	3	69.424	6.908	1.326	9

[Share](#) |

Ergebnisse von DAM Weiß-Blau Kart-Trophy 2010[6] - Gruppe A / Klasse M / MM - 1. Rennen




Datum Oct 3, 2010 10:20:00 AM
Strecke Zimmermann Karting Ampfing (1.063 km)
Veranstaltung DAM Weiß-Blau Kart-Trophy 2010[6]
Gruppe Gruppe A / Klasse M / MM



NAVC

Beste Rundenzeit 48.288
In Runde 10
Beste Geschwindigkeit 79.249
von Michelle Halder

Classification[Show results by class](#)

Pos	No.	Name	Laps	Total time	Diff	Best time	In lap	Best speed
1	777	Michelle Halder 	10	8:06.522		48.288	10	79.249
2	764	Luca Engstler	10	8:23.418	16.896	49.837	8	76.786
3	712	Luca Wiener	10	8:24.416	17.894	50.023	8	76.501
4	767	Noel Krammer	10	8:39.680	33.158	51.288	10	74.614
5	755	Thomas Teichmann	10	8:40.102	33.580	51.373	7	74.490
6	765	Maximilian Lindner	10	8:42.434	35.912	51.713	5	74.001
7	827	Sabrina Werkstetter	10	8:48.912	42.390	52.444	9	72.969
8	768	Erik Weiske 	10	8:49.069	42.547	52.447	9	72.965
9	820	Mike Linner	10	8:49.250	42.728	52.380	5	73.058
10	825	Adrian Emminger	10	8:53.114	46.592	52.599	9	72.754
11	835	Maximilian Beeck	10	8:53.189	46.667	52.600	9	72.753
12	821	Marcel Langoth	9	8:06.669	--1 Lap--	53.221	3	71.904
13	833	Philipp Regensperger	9	8:18.021	11.352	51.805	7	73.869
14	824	Lion Zozin 	9	8:21.217	14.548	54.050	9	70.801
15	769	Daniel Ippisch	9	8:21.644	14.975	54.564	8	70.134

[Share](#) |

Ergebnisse von DAM Weiß-Blau Kart-Trophy 2010[6] - Gruppe A / Klasse M / MM - 2. Rennen

Datum Oct 3, 2010 1:20:00 PM
Strecke Zimmermann Karting Ampfing (1.063 km)
Veranstaltung DAM Weiß-Blau Kart-Trophy 2010[6]
Gruppe Gruppe A / Klasse M / MM



NAVC

Beste Rundenzeit 48.412
In Runde 10
Beste Geschwindigkeit 79.047
von Michelle Halder

Classification[Show results by class](#)

Pos	No.	Name	Laps	Total time	Diff	Best time	In lap	Best speed
1	777	Michelle Halder	10	8:08.345		48.412	10	79.047
2	764	Luca Engstler	10	8:22.165	13.820	49.433	3	77.414
3	712	Luca Wiener	10	8:25.786	17.441	50.121	4	76.351
4	755	Thomas Teichmann	10	8:45.907	37.562	51.838	9	73.822
5	765	Maximilian Lindner	10	8:48.078	39.733	52.125	4	73.416
6	820	Mike Linner	10	8:48.210	39.865	52.229	5	73.270
7	767	Noel Krammer	10	8:48.751	40.406	51.221	7	74.711
8	827	Sabrina Werkstetter	10	8:49.031	40.686	52.419	6	73.004
9	835	Maximilian Beeck	10	8:49.205	40.860	52.042	7	73.533
10	825	Adrian Emminger	10	8:53.098	44.753	52.538	5	72.839
11	768	Erik Weiske	10	8:56.544	48.199	52.269	8	73.214
12	824	Lion Zozin	9	8:14.384	--1 Lap--	53.824	6	71.098
13	769	Daniel Ippisch	9	8:21.624	7.240	54.638	4	70.039
14	821	Marcel Langoth	8	8:24.511	--2 Laps--	54.138	4	70.686
15	833	Philipp Regensperger	0	1.627	--10 Laps--	--:--:--:--	-	-

[Share](#) |

Ergebnisse von DAM Weiß-Blau Kart-Trophy 2010[6] - Klasse B / CE - Freies Training 1

Datum Oct 3, 2010 6:42:00 AM
Strecke Zimmermann Karting Ampfing (1.063 km)
Veranstaltung DAM Weiß-Blau Kart-Trophy 2010[6]
Gruppe Klasse B / CE



NAVC

Beste Rundenzeit 44.328
In Runde 5
Beste Geschwindigkeit 86.329
von Sebastian Balthasar

Classification[Show results by class](#)

Pos	No.	Name	Best time	In lap	Best speed	Diff	Gap	Laps
1	128	Sebastian Balthasar	44.328	5	86.329			9
2	196	Tim Zimmermann	44.794	8	85.431	0.466	0.466	9
3	158	Maximilian Kurzbauer	44.953	5	85.129	0.625	0.159	6
4	145	Florian Kranzinger	44.982	5	85.074	0.654	0.029	6
5	114	Benjamin Mazatis	45.400	6	84.291	1.072	0.418	9
6	156	Lukas Gusenbauer	46.011	8	83.171	1.683	0.611	10
7	152	Felix Neuhofer	46.036	7	83.126	1.708	0.025	9
8	677	Tom Kuhn	46.535	4	82.235	2.207	0.499	9
9	503	Julian Pentner	46.539	8	82.228	2.211	0.004	9
10	615	Simona Lekaj	46.751	7	81.855	2.423	0.212	9
11	614	Christoph Weber	46.854	8	81.675	2.526	0.103	9
12	502	Kevin Schneck	46.868	8	81.651	2.540	0.014	9
13	699	Lena Plattner	46.899	8	81.597	2.571	0.031	9
14	623	Christopher Gröbmair	46.904	7	81.588	2.576	0.005	9
15	674	Stefan Abt	47.506	4	80.554	3.178	0.602	9
16	666	Patrick Bachmaier	47.511	6	80.546	3.183	0.005	9
17	577	Robin Lange	47.591	6	80.410	3.263	0.080	7
18	672	Kai Fembacher	--:--:--:--	-	-	--:--	--:--	0

[Share](#) |

Ergebnisse von DAM Weiß-Blau Kart-Trophy 2010[6] - Klasse B / CE - Freies Training 2

Datum Oct 3, 2010 7:47:00 AM
Strecke Zimmermann Karting Ampfing (1.063 km)
Veranstaltung DAM Weiß-Blau Kart-Trophy 2010[6]
Gruppe Klasse B / CE



NAVC

Beste Rundenzeit 44.217
In Runde 9
Beste Geschwindigkeit 86.546
von Tim Zimmermann

Classification[Show results by class](#)

Pos	No.	Name	Best time	In lap	Best speed	Diff	Gap	Laps
1	196	Tim Zimmermann	44.217	9	86.546			10
2	152	Felix Neuhofer	44.839	9	85.345	0.622	0.622	10
3	158	Maximilian Kurzbauer	44.920	7	85.191	0.703	0.081	7
4	145	Florian Kranzinger	44.973	3	85.091	0.756	0.053	4
5	114	Benjamin Mazatis	45.112	7	84.829	0.895	0.139	9
6	156	Lukas Gusenbauer	45.250	7	84.570	1.033	0.138	7
7	503	Julian Pentner	46.074	5	83.058	1.857	0.824	10
8	615	Simona Lekaj	46.222	8	82.792	2.005	0.148	10
9	502	Kevin Schneck	46.360	8	82.545	2.143	0.138	9
10	677	Tom Kuhn	46.394	5	82.485	2.177	0.034	8
11	699	Lena Plattner	46.395	8	82.483	2.178	0.001	10
12	623	Christopher Gröbmair	46.397	7	82.479	2.180	0.002	9
13	614	Christoph Weber	46.653	10	82.027	2.436	0.256	10
14	666	Patrick Bachmaier	46.893	6	81.607	2.676	0.240	10
15	674	Stefan Abt	46.921	7	81.558	2.704	0.028	10
16	672	Kai Fembacher	47.113	8	81.226	2.896	0.192	9
17	577	Robin Lange	47.351	9	80.818	3.134	0.238	9

[Share](#) |

Ergebnisse von DAM Weiß-Blau Kart-Trophy 2010[6] - Klasse B / CE - Zeittraining

Datum Oct 3, 2010 9:18:00 AM
Strecke Zimmermann Karting Ampfing (1.063 km)
Veranstaltung DAM Weiß-Blau Kart-Trophy 2010[6]
Gruppe Klasse B / CE



NAVC

Beste Rundenzeit 43.578
In Runde 9
Beste Geschwindigkeit 87.815
von Sebastian Balthasar

Classification[Show results by class](#)

Pos	No.	Name	Best time	In lap	Best speed	Diff	Gap	Laps
1	128	Sebastian Balthasar	43.578	9	87.815			10
2	158	Maximilian Kurzbauer	43.801	9	87.368	0.223	0.223	11
3	196	Tim Zimmermann	43.838	7	87.294	0.260	0.037	10
4	145	Florian Kranzinger	44.060	5	86.854	0.482	0.222	6
5	114	Benjamin Mazatis	44.581	8	85.839	1.003	0.521	10
6	152	Felix Neuhofer	44.597	5	85.808	1.019	0.016	10
7	156	Lukas Gusenbauer	44.632	8	85.741	1.054	0.035	10
8	677	Tom Kuhn	45.780	7	83.591	2.202	1.148	10
9	699	Lena Plattner	45.800	8	83.555	2.222	0.020	10
10	502	Kevin Schneck	45.805	10	83.545	2.227	0.005	10
11	503	Julian Pentner	46.021	5	83.153	2.443	0.216	6
12	623	Christopher Gröbmair	46.021	10	83.153	2.443	0.000	10
13	615	Simona Lekaj	46.098	8	83.014	2.520	0.077	9
14	614	Christoph Weber	46.248	9	82.745	2.670	0.150	10
15	674	Stefan Abt	46.337	10	82.586	2.759	0.089	10
16	666	Patrick Bachmaier	46.695	10	81.953	3.117	0.358	10
17	672	Kai Fembacher	47.002	5	81.418	3.424	0.307	10
18	577	Robin Lange	47.122	5	81.210	3.544	0.120	10
DQ	676	Michael Dirsch	47.380	8	80.768	3.802	0.258	8

[Share](#) |

Ergebnisse von DAM Weiß-Blau Kart-Trophy 2010[6] - Klasse B / CE - 1. Rennen

Datum Oct 3, 2010 10:40:00 AM
Strecke Zimmermann Karting Ampfing (1.063 km)
Veranstaltung DAM Weiß-Blau Kart-Trophy 2010[6]
Gruppe Klasse B / CE



NAVC

Beste Rundenzeit 43.666
In Runde 9
Beste Geschwindigkeit 87.638
von Maximilian Kurzbauer

Classification[Show results by class](#)

Pos	No.	Name	Laps	Total time	Diff	Best time	In lap	Best speed
1	158	Maximilian Kurzbauer	17	12:30.020		43.666	9	87.638
2	128	Sebastian Balthasar	17	12:30.766	0.746	43.789	8	87.392
3	196	Tim Zimmermann	17	12:33.387	3.367	43.942	10	87.088
4	114	Benjamin Mazatis	17	12:40.988	10.968	44.274	17	86.434
5	156	Lukas Gusenbauer	17	12:45.928	15.908	44.601	7	85.801
6	152	Felix Neuhofer	17	12:55.485	25.465	44.486	15	86.023
7	145	Florian Kranzinger	17	12:55.810	25.790	44.210	10	86.560
8	677	Tom Kuhn	17	13:03.844	33.824	45.615	15	83.893
9	502	Kevin Schneck	17	13:04.064	34.044	45.685	16	83.765
10	699	Lena Plattner	17	13:07.545	37.525	45.827	11	83.505
11	503	Julian Pentner	17	13:13.658	43.638	45.683	13	83.769
12	615	Simona Lekaj	16	12:30.426	--1 Lap--	46.040	13	83.119
13	674	Stefan Abt	16	12:32.690	2.264	46.209	13	82.815
14	666	Patrick Bachmaier	16	12:38.740	8.314	46.721	13	81.907
15	577	Robin Lange	16	12:40.894	10.468	46.869	12	81.649
16	614	Christoph Weber	16	12:45.606	15.180	46.415	15	82.447
17	676	Michael Dirsch	16	12:49.691	19.265	46.759	13	81.841
18	672	Kai Fembacher	16	12:52.970	22.544	47.043	8	81.347
19	623	Christopher Gröbmair	1	1:24.365	--16 Laps--	1:23.272	1	45.955

[Share](#) |

Ergebnisse von DAM Weiß-Blau Kart-Trophy 2010[6] - Klasse B / CE - 2. Rennen

Datum Oct 3, 2010 1:40:00 PM
Strecke Zimmermann Karting Ampfing (1.063 km)
Veranstaltung DAM Weiß-Blau Kart-Trophy 2010[6]
Gruppe Klasse B / CE



NAVC

Beste Rundenzeit 43.941
In Runde 13
Beste Geschwindigkeit 87.089
von Tim Zimmermann

Classification[Show results by class](#)

Pos	No.	Name	Laps	Total time	Diff	Best time	In lap	Best speed
1	158	Maximilian Kurzbauer	17	12:35.260		44.025	15	86.923
2	114	Benjamin Mazatis	17	12:45.642	10.382	44.377	13	86.234
3	152	Felix Neuhofer	17	12:45.969	10.709	44.482	13	86.030
4	145	Florian Kranzinger	17	12:47.423	12.163	44.071	13	86.833
5	503	Julian Pentner	17	13:04.992	29.732	45.764	6	83.620
6	677	Tom Kuhn	17	13:05.481	30.221	45.663	8	83.805
7	502	Kevin Schneck	17	13:07.175	31.915	45.793	7	83.567
8	699	Lena Plattner	17	13:07.629	32.369	45.893	16	83.385
9	156	Lukas Gusenbauer	17	13:19.728	44.468	44.886	14	85.256
10	674	Stefan Abt	17	13:20.363	45.103	46.485	3	82.323
11	623	Christopher Gröbmair	17	13:22.386	47.126	46.309	8	82.636
12	676	Michael Dirsch	16	12:40.757	--1 Lap--	46.931	6	81.541
13	577	Robin Lange	16	12:44.750	3.993	46.975	9	81.465
14	666	Patrick Bachmaier	16	12:54.464	13.707	46.857	12	81.670
15	672	Kai Fembacher	15	15:05.904	--2 Laps--	46.865	12	81.656
16	614	Christoph Weber	12	9:22.835	--5 Laps--	46.200	7	82.831
17	615	Simona Lekaj	10	7:46.913	--7 Laps--	46.080	9	83.047
DQ	196	Tim Zimmermann	17	12:36.730	4:49.817	43.941	13	87.089
DQ	128	Sebastian Balthasar	17	12:37.550	4:50.637	44.041	6	86.892

[Share](#) |

Ergebnisse von DAM Weiß-Blau Kart-Trophy 2010[6] - Klasse G - Freies Training 1

Datum Oct 3, 2010 7:18:00 AM
Strecke Zimmermann Karting Ampfing (1.063 km)
Veranstaltung DAM Weiß-Blau Kart-Trophy 2010[6]
Gruppe Klasse G



NAVC

Beste Rundenzeit 42.802
In Runde 7
Beste Geschwindigkeit 89.407
von Patrick Loidl

Classification[Show results by class](#)

Pos	No.	Name	Best time	In lap	Best speed	Diff	Gap	Laps
1	19	Patrick Loidl	42.802	7	89.407			9
2	53	Marcel Müller	43.222	11	88.538	0.420	0.420	11
3	99	Thomas Mayer	43.274	4	88.432	0.472	0.052	7
4	47	Simon Aubele	43.279	8	88.422	0.477	0.005	8
5	35	Seppi Sedlmair	43.285	9	88.409	0.483	0.006	9
6	2	Toni Greif	43.288	8	88.403	0.486	0.003	9
7	30	Johannes Liebhardt	43.335	7	88.307	0.533	0.047	9
8	21	Florian Pötzlberger	43.395	7	88.185	0.593	0.060	10
9	9	Thomas Schöffler	43.414	6	88.147	0.612	0.019	10
10	66	Dennis Widdmann	43.439	7	88.096	0.637	0.025	10
11	3	Michael Mrosek	43.478	5	88.017	0.676	0.039	6
12	25	Daniel März	43.489	8	87.995	0.687	0.011	10
13	8	Walter Eder	43.520	10	87.932	0.718	0.031	10
14	79	Sascha Mutter	43.569	7	87.833	0.767	0.049	10
15	88	Maximilian Hackl	43.693	11	87.584	0.891	0.124	11
16	34	Kevin Rehberger	43.758	6	87.454	0.956	0.065	10
17	24	Peter Heinrichsberger	43.784	7	87.402	0.982	0.026	10
18	51	Florian Hauthaler	43.924	6	87.123	1.122	0.140	7
19	40	Rupert Weirather	43.944	5	87.084	1.142	0.020	10
20	27	Andreas Scherer	44.129	6	86.718	1.327	0.185	7
21	48	Florian Müller	44.329	7	86.327	1.527	0.200	10
22	29	Simon Eibl	45.303	8	84.471	2.501	0.974	10
23	52	Nicolai Hansen	--:--:--	-	-	--:--	--:--	0
24	50	Andreas Fasberg	--:--:--	-	-	--:--	--:--	0

[Share](#) |

Ergebnisse von DAM Weiß-Blau Kart-Trophy 2010[6] - Klasse G - Freies Training 2

Datum Oct 3, 2010 8:23:00 AM
Strecke Zimmermann Karting Ampfing (1.063 km)
Veranstaltung DAM Weiß-Blau Kart-Trophy 2010[6]
Gruppe Klasse G



NAVC

Beste Rundenzeit 42.340
In Runde 5
Beste Geschwindigkeit 90.383
von Patrick Loidl

Classification[Show results by class](#)

Pos	No.	Name	Best time	In lap	Best speed	Diff	Gap	Laps
1	19	Patrick Loidl	42.340	5	90.383			6
2	66	Dennis Widdmann	42.471	5	90.104	0.131	0.131	11
3	53	Marcel Müller	42.479	6	90.087	0.139	0.008	12
4	3	Michael Mrosek	42.544	7	89.949	0.204	0.065	11
5	99	Thomas Mayer	42.629	5	89.770	0.289	0.085	10
6	34	Kevin Rehberger	42.796	8	89.420	0.456	0.167	12
7	35	Seppi Sedlmair	42.876	6	89.253	0.536	0.080	7
8	51	Florian Hauthaler	42.962	8	89.074	0.622	0.086	10
9	47	Simon Aubele	43.002	6	88.991	0.662	0.040	10
10	2	Toni Greif	43.005	7	88.985	0.665	0.003	12
11	9	Thomas Schöffler	43.154	6	88.678	0.814	0.149	11
12	50	Andreas Fasberg	43.173	4	88.639	0.833	0.019	5
13	52	Nicolai Hansen	43.217	7	88.548	0.877	0.044	12
14	79	Sascha Mutter	43.279	6	88.422	0.939	0.062	11
15	25	Daniel März	43.372	8	88.232	1.032	0.093	12
16	30	Johannes Liebhardt	43.372	10	88.232	1.032	0.000	12
17	49	Stefan Wackerbauer	43.379	5	88.218	1.039	0.007	8
18	8	Walter Eder	43.437	5	88.100	1.097	0.058	9
19	88	Maximilian Hackl	43.547	7	87.877	1.207	0.110	12
20	27	Andreas Scherer	43.622	5	87.726	1.282	0.075	9
21	40	Rupert Weirather	43.780	7	87.410	1.440	0.158	10
22	29	Simon Eibl	44.320	5	86.345	1.980	0.540	11
23	48	Florian Müller	44.336	6	86.314	1.996	0.016	11

[Share](#) |

Ergebnisse von DAM Weiß-Blau Kart-Trophy 2010[6] - Klasse G - Zeittraining

Datum Oct 3, 2010 9:57:00 AM
Strecke Zimmermann Karting Ampfing (1.063 km)
Veranstaltung DAM Weiß-Blau Kart-Trophy 2010[6]
Gruppe Klasse G

Beste Rundenzeit 42.391
In Runde 4
Beste Geschwindigkeit 90.274
von Patrick Loidl



NAVC

Classification[Show results by class](#)

Pos	No.	Name	Best time	In lap	Best speed	Diff	Gap	Laps
1	19	Patrick Loidl	42.391	4	90.274			8
2	2	Toni Greif	42.405	5	90.244	0.014	0.014	9
3	3	Michael Mrosek	42.502	9	90.038	0.111	0.097	10
4	53	Marcel Müller	42.630	4	89.768	0.239	0.128	7
5	21	Florian Pötzlberger	42.644	7	89.738	0.253	0.014	8
6	49	Stefan Wackerbauer	42.720	10	89.579	0.329	0.076	12
7	47	Simon Aubele	42.761	6	89.493	0.370	0.041	9
8	66	Dennis Widdmann	42.762	4	89.491	0.371	0.001	8
9	34	Kevin Rehberger	42.769	6	89.476	0.378	0.007	9
10	24	Peter Heinrichsberger	42.837	8	89.334	0.446	0.068	10
11	35	Seppi Sedlmair	42.851	9	89.305	0.460	0.014	10
12	9	Thomas Schöffler	43.007	5	88.981	0.616	0.156	6
13	51	Florian Hauthaler	43.015	7	88.964	0.624	0.008	10
14	88	Maximilian Hackl	43.054	4	88.884	0.663	0.039	7
15	30	Johannes Liebhardt	43.128	5	88.731	0.737	0.074	12
16	25	Daniel März	43.141	5	88.704	0.750	0.013	6
17	52	Nicolai Hansen	43.142	8	88.702	0.751	0.001	11
18	79	Sascha Mutter	43.346	9	88.285	0.955	0.204	10
19	27	Andreas Scherer	43.354	8	88.269	0.963	0.008	10
20	8	Walter Eder	43.474	8	88.025	1.083	0.120	10
21	29	Simon Eibl	43.493	8	87.987	1.102	0.019	9
22	40	Rupert Weirather	43.494	7	87.984	1.103	0.001	11
23	50	Andreas Fasberg	43.599	1	87.773	1.208	0.105	2
24	48	Florian Müller	44.859	10	85.307	2.468	1.260	11
25	99	Thomas Mayer	53.829	4	71.092	11.438	8.970	4

[Share](#) |

Ergebnisse von DAM Weiß-Blau Kart-Trophy 2010[6] - Klasse G - 1. Rennen

Datum Oct 3, 2010 12:50:00 PM
Strecke Zimmermann Karting Ampfing (1.063 km)
Veranstaltung DAM Weiß-Blau Kart-Trophy 2010[6]
Gruppe Klasse G

Beste Rundenzeit 42.231
In Runde 13
Beste Geschwindigkeit 90.616
von Andreas Fasberg



NAVC

Classification[Show results by class](#)

Pos	No.	Name	Laps	Total time	Diff	Best time	In lap	Best speed
1	19	Patrick Loidl	17	12:13.243		42.688	8	89.646
2	50	Andreas Fasberg	17	12:13.308	0.065	42.231	13	90.616
3	2	Toni Greif	17	12:13.429	0.186	42.798	6	89.415
4	49	Stefan Wackerbauer	17	12:13.696	0.453	42.602	14	89.827
5	3	Michael Mrosek	17	12:14.765	1.522	42.597	14	89.837
6	66	Dennis Widdmann	17	12:15.341	2.098	42.590	12	89.852
7	24	Peter Heinrichsberger	17	12:16.687	3.444	42.788	7	89.436
8	53	Marcel Müller	17	12:18.320	5.077	42.685	17	89.652
9	47	Simon Aubele	17	12:18.694	5.451	42.777	10	89.459
10	35	Seppi Sedlmair	17	12:19.109	5.866	42.915	17	89.172
11	51	Florian Hauthaler	17	12:21.949	8.706	43.035	12	88.923
12	30	Johannes Liebhardt	17	12:27.159	13.916	43.418	12	88.139
13	25	Daniel März	17	12:27.819	14.576	43.140	13	88.706
14	79	Sascha Mutter	17	12:27.958	14.715	43.319	12	88.340
15	88	Maximilian Hackl	17	12:28.888	15.645	43.325	14	88.328
16	29	Simon Eibl	17	12:30.719	17.476	43.351	13	88.275
17	27	Andreas Scherer	17	12:34.213	20.970	43.502	7	87.968
18	8	Walter Eder	17	12:34.647	21.404	43.365	15	88.246
19	48	Florian Müller	17	12:47.587	34.344	44.201	14	86.577
20	9	Thomas Schöffler	15	12:47.133	--2 Laps--	43.130	3	88.727
21	40	Rupert Weirather	11	8:11.947	--6 Laps--	43.608	7	87.755
22	21	Florian Pötzlberger	10	7:13.375	--7 Laps--	42.683	7	89.656
23	52	Nicolai Hansen	6	4:31.277	--11 Laps--	43.331	4	88.315
24	34	Kevin Rehberger	1	54.234	--16 Laps--	52.417	1	73.007
25	99	Thomas Mayer	0	3.296	--17 Laps--	--:--:--:--:--	-	-

[Share](#) |

Ergebnisse von DAM Weiß-Blau Kart-Trophy 2010[6] - Klasse G - 2. Rennen

Datum Oct 3, 2010 2:55:00 PM
Strecke Zimmermann Karting Ampfing (1.063 km)
Veranstaltung DAM Weiß-Blau Kart-Trophy 2010[6]
Gruppe Klasse G

Beste Rundenzeit 42.530
In Runde 10
Beste Geschwindigkeit 89.979
von Andreas Fasberg



NAVC

Classification[Show results by class](#)

Pos	No.	Name	Laps	Total time	Diff	Best time	In lap	Best speed
1	50	Andreas Fasberg	17	12:11.934		42.530	10	89.979
2	19	Patrick Loidl	17	12:13.573	1.639	42.704	16	89.612
3	24	Peter Heinrichsberger	17	12:20.210	8.276	43.077	14	88.836
4	47	Simon Aubele	17	12:20.401	8.467	42.990	13	89.016
5	3	Michael Mrosek	17	12:20.709	8.775	43.000	4	88.995
6	49	Stefan Wackerbauer	17	12:20.808	8.874	42.813	10	89.384
7	35	Seppi Sedlmair	17	12:22.413	10.479	42.987	10	89.022
8	66	Dennis Widdmann	17	12:26.890	14.956	42.902	14	89.199
9	53	Marcel Müller	17	12:27.059	15.125	42.820	12	89.369
10	30	Johannes Liebhardt	17	12:29.742	17.808	43.509	14	87.954
11	88	Maximilian Hackl	17	12:31.614	19.680	43.538	9	87.896
12	52	Nicolai Hansen	17	12:33.009	21.075	43.423	14	88.128
13	8	Walter Eder	17	12:36.228	24.294	43.475	14	88.023
14	79	Sascha Mutter	17	12:39.812	27.878	43.221	14	88.540
15	40	Rupert Weirather	17	12:40.143	28.209	43.694	9	87.582
16	48	Florian Müller	17	12:49.449	37.515	44.077	11	86.821
17	29	Simon Eibl	17	12:49.652	37.718	43.889	16	87.193
18	21	Florian Pötzlberger	16	11:38.941	--1 Lap--	42.806	10	89.399
19	99	Thomas Mayer	8	6:22.015	--9 Laps--	43.964	3	87.044
20	9	Thomas Schöffler	4	3:32.392	--13 Laps--	44.019	3	86.935
21	25	Daniel März	4	4:03.859	31.467	43.957	3	87.058
22	51	Florian Hauthaler	3	2:20.376	--14 Laps--	43.983	3	87.006
23	34	Kevin Rehberger	3	2:20.488	0.112	43.319	3	88.340
24	27	Andreas Scherer	3	2:21.659	1.283	44.352	3	86.282
25	2	Toni Greif	1	1:02.195	--16 Laps--	1:01.525	1	62.199

[Share](#) |

Ergebnisse von DAM Weiß-Blau Kart-Trophy 2010[6] - Klasse GS - Freies Training 1


Datum Oct 3, 2010 7:06:00 AM
Strecke Zimmermann Karting Ampfing (1.063 km)
Veranstaltung DAM Weiß-Blau Kart-Trophy 2010[6]
Gruppe Klasse GS



NAVC

Beste Rundenzeit 44.020
In Runde 10
Beste Geschwindigkeit 86.933
von Christian Heigl

Classification[Show results by class](#)

Pos	No.	Name	Best time	In lap	Best speed	Diff	Gap	Laps
1	23	Christian Heigl	44.020	10	86.933			10
2	54	Markus Häupler 	44.272	8	86.438	0.252	0.252	10
3	14	Christoph Eichner	44.475	4	86.044	0.455	0.203	7
4	18	Josef Aschauer	44.583	9	85.835	0.563	0.108	10
5	12	Franz Kuttner	44.759	6	85.498	0.739	0.176	8
6	28	Robert Kronberger	45.169	7	84.722	1.149	0.410	10
7	7	Franz-Josef Stich	45.563	5	83.989	1.543	0.394	8
8	11	Frank Zaddach	45.574	9	83.969	1.554	0.011	9
9	36	Jürgen Huber	45.798	9	83.558	1.778	0.224	9
10	68	Tanju Yildiz	46.075	4	83.056	2.055	0.277	7
11	45	Wolfgang Krafft	46.087	5	83.034	2.067	0.012	9

[Share](#) |

Ergebnisse von DAM Weiß-Blau Kart-Trophy 2010[6] - Klasse GS - Freies Training 2


Datum Oct 3, 2010 8:11:00 AM
Strecke Zimmermann Karting Ampfing (1.063 km)
Veranstaltung DAM Weiß-Blau Kart-Trophy 2010[6]
Gruppe Klasse GS



NAVC

Beste Rundenzeit 43.538
In Runde 3
Beste Geschwindigkeit 87.896
von Helmut Beck

Classification[Show results by class](#)

Pos	No.	Name	Best time	In lap	Best speed	Diff	Gap	Laps
1	10	Helmut Beck	43.538	3	87.896			7
2	13	Christian Faltermeier	43.569	4	87.833	0.031	0.031	9
3	14	Christoph Eichner	43.965	5	87.042	0.427	0.396	6
4	23	Christian Heigl	44.064	4	86.846	0.526	0.099	10
5	11	Frank Zaddach	44.144	4	86.689	0.606	0.080	10
6	54	Markus Häupler 	44.272	6	86.438	0.734	0.128	10
7	45	Wolfgang Krafft	44.608	9	85.787	1.070	0.336	10
8	18	Josef Aschauer	44.768	10	85.481	1.230	0.160	10
9	28	Robert Kronberger	44.799	5	85.422	1.261	0.031	9
10	12	Franz Kuttner	44.928	7	85.176	1.390	0.129	10
11	36	Jürgen Huber	44.974	7	85.089	1.436	0.046	10
12	7	Franz-Josef Stich	45.260	7	84.551	1.722	0.286	10
13	33	Gerhard Lindinger	45.463	1	84.174	1.925	0.203	1
14	15	Harald Sigl	45.631	8	83.864	2.093	0.168	9
15	55	Andreas Feldmeier	45.918	7	83.340	2.380	0.287	9
16	68	Tanju Yildiz	46.180	4	82.867	2.642	0.262	7

[Share](#) |

Ergebnisse von DAM Weiß-Blau Kart-Trophy 2010[6] - Klasse GS - Zeittraining


Datum Oct 3, 2010 9:44:00 AM
Strecke Zimmermann Karting Ampfing (1.063 km)
Veranstaltung DAM Weiß-Blau Kart-Trophy 2010[6]
Gruppe Klasse GS



NAVC

Beste Rundenzeit 43.082
In Runde 5
Beste Geschwindigkeit 88.826
von Helmut Beck

Classification[Show results by class](#)

Pos	No.	Name	Best time	In lap	Best speed	Diff	Gap	Laps
1	10	Helmut Beck	43.082	5	88.826			9
2	33	Gerhard Lindinger	43.104	4	88.781	0.022	0.022	8
3	13	Christian Faltermeier	43.149	8	88.688	0.067	0.045	9
4	14	Christoph Eichner	43.407	6	88.161	0.325	0.258	7
5	23	Christian Heigl	43.637	6	87.696	0.555	0.230	10
6	7	Franz-Josef Stich	43.799	6	87.372	0.717	0.162	10
7	54	Markus Häupler 	43.801	5	87.368	0.719	0.002	10
8	39	Rolf Schober	44.010	5	86.953	0.928	0.209	10
9	11	Frank Zaddach	44.174	5	86.630	1.092	0.164	7
10	18	Josef Aschauer	44.248	6	86.485	1.166	0.074	10
11	12	Franz Kuttner	44.265	5	86.452	1.183	0.017	10
12	55	Andreas Feldmeier	44.429	3	86.133	1.347	0.164	10
13	36	Jürgen Huber	44.562	7	85.876	1.480	0.133	7
14	28	Robert Kronberger	44.634	10	85.737	1.552	0.072	10
15	45	Wolfgang Krafft	44.801	4	85.418	1.719	0.167	10
16	15	Harald Sigl	45.277	6	84.520	2.195	0.476	7
17	68	Tanju Yildiz	46.729	3	81.893	3.647	1.452	5

[Share](#) |

Ergebnisse von DAM Weiß-Blau Kart-Trophy 2010[6] - Klasse GS - 1. Rennen


Datum Oct 3, 2010 12:25:00 PM
Strecke Zimmermann Karting Ampfing (1.063 km)
Veranstaltung DAM Weiß-Blau Kart-Trophy 2010[6]
Gruppe Klasse GS



NAVC

Beste Rundenzeit 42.958
In Runde 14
Beste Geschwindigkeit 89.082
von Gerhard Lindinger

Classification[Show results by class](#)

Pos	No.	Name	Laps	Total time	Diff	Best time	In lap	Best speed
1	33	Gerhard Lindinger	17	12:18.132		42.958	14	89.082
2	13	Christian Faltermeier	17	12:23.843	5.711	43.175	9	88.635
3	14	Christoph Eichner	17	12:32.016	13.884	43.599	7	87.773
4	10	Helmut Beck	17	12:34.976	16.844	43.343	8	88.291
5	23	Christian Heigl	17	12:35.893	17.761	43.876	5	87.219
6	7	Franz-Josef Stich	17	12:36.168	18.036	43.725	5	87.520
7	54	Markus Häupler 	17	12:37.427	19.295	43.572	9	87.827
8	11	Frank Zaddach	17	12:48.046	29.914	44.214	5	86.552
9	36	Jürgen Huber	17	12:54.695	36.563	44.064	9	86.846
10	55	Andreas Feldmeier	17	12:58.363	40.231	44.551	9	85.897
11	28	Robert Kronberger	17	12:59.293	41.161	44.653	11	85.701
12	12	Franz Kuttner	17	12:59.627	41.495	44.361	8	86.265
13	15	Harald Sigl	16	12:20.178	--1 Lap--	45.312	13	84.454
14	45	Wolfgang Krafft	16	12:20.844	0.666	44.902	13	85.226
15	18	Josef Aschauer	16	12:22.845	2.667	44.587	16	85.828
16	68	Tanju Yildiz	16	12:42.207	22.029	46.166	7	82.892
17	39	Rolf Schober	2	1:36.122	--15 Laps--	45.372	2	84.343

[Share](#) |

Ergebnisse von DAM Weiß-Blau Kart-Trophy 2010[6] - Klasse GS - 2. Rennen


Datum Oct 3, 2010 2:30:00 PM
Strecke Zimmermann Karting Ampfing (1.063 km)
Veranstaltung DAM Weiß-Blau Kart-Trophy 2010[6]
Gruppe Klasse GS



NAVC

Beste Rundenzeit 43.228
In Runde 6
Beste Geschwindigkeit 88.526
von Gerhard Lindinger

Classification[Show results by class](#)

Pos	No.	Name	Laps	Total time	Diff	Best time	In lap	Best speed
1	33	Gerhard Lindinger	17	12:44.125		43.228	6	88.526
2	14	Christoph Eichner	17	12:52.075	7.950	43.881	12	87.209
3	54	Markus Häupler 	17	12:56.102	11.977	43.529	11	87.914
4	7	Franz-Josef Stich	17	12:58.285	14.160	43.944	10	87.084
5	23	Christian Heigl	17	13:00.252	16.127	44.059	4	86.856
6	11	Frank Zaddach	17	13:03.049	18.924	44.119	7	86.738
7	36	Jürgen Huber	17	13:05.639	21.514	44.619	3	85.766
8	39	Rolf Schober	17	13:06.030	21.905	44.321	11	86.343
9	55	Andreas Feldmeier	17	13:06.647	22.522	44.251	12	86.479
10	12	Franz Kuttner	17	13:09.021	24.896	44.526	11	85.945
11	18	Josef Aschauer	17	13:12.034	27.909	44.471	12	86.052
12	45	Wolfgang Krafft	17	13:21.973	37.848	45.285	7	84.505
13	10	Helmut Beck	17	13:23.630	39.505	43.604	6	87.763
14	15	Harald Sigl	17	13:31.330	47.205	45.722	3	83.697
15	68	Tanju Yildiz	16	12:52.601	--1 Lap--	46.121	10	82.973
16	28	Robert Kronberger	16	13:17.297	24.696	44.887	3	85.254
17	13	Christian Faltermeier	0	0.000	--17 Laps--	--:--:--	-	-

[Share](#) |

Ergebnisse von DAM Weiß-Blau Kart-Trophy 2010[6] - Klasse D/F/R - Freies Training 1

Datum Oct 3, 2010 6:54:00 AM
Strecke Zimmermann Karting Ampfing (1.063 km)
Veranstaltung DAM Weiß-Blau Kart-Trophy 2010[6]
Gruppe Klasse D/F/R



NAVC

Beste Rundenzeit 45.863
In Runde 5
Beste Geschwindigkeit 83.440
von Jenny Wurster

Classification[Show results by class](#)

Pos	No.	Name	Best time	In lap	Best speed	Diff	Gap	Laps
1	319	Jenny Wurster	45.863	5	83.440			11
2	323	Dominik Vasold	45.974	8	83.238	0.111	0.111	8
3	304	Robin Püttmann	45.982	7	83.224	0.119	0.008	10
4	311	Peter Cordes	46.687	7	81.967	0.824	0.705	10
5	69	Sonja Bronold	46.700	8	81.944	0.837	0.013	10
6	450	Lukas Holzhauser	46.797	10	81.774	0.934	0.097	10
7	446	Klaus Robl	47.802	8	80.055	1.939	1.005	9
8	449	Maximilian Gärber	48.347	8	79.153	2.484	0.545	10
9	442	Thomas Moritz	48.777	3	78.455	2.914	0.430	4

[Share](#) |

Ergebnisse von DAM Weiß-Blau Kart-Trophy 2010[6] - Klasse D/F/R - Freies Training 2

Datum Oct 3, 2010 7:59:00 AM
Strecke Zimmermann Karting Ampfing (1.063 km)
Veranstaltung DAM Weiß-Blau Kart-Trophy 2010[6]
Gruppe Klasse D/F/R



NAVC

Beste Rundenzeit 45.657
In Runde 10
Beste Geschwindigkeit 83.816
von Dominik Vasold

Classification[Show results by class](#)

Pos	No.	Name	Best time	In lap	Best speed	Diff	Gap	Laps
1	323	Dominik Vasold	45.657	10	83.816			10
2	319	Jenny Wurster	45.717	3	83.706	0.060	0.060	9
3	304	Robin Püttmann	45.925	3	83.327	0.268	0.208	9
4	450	Lukas Holzhauser	46.513	8	82.274	0.856	0.588	11
5	69	Sonja Bronold	46.541	6	82.224	0.884	0.028	9
6	311	Peter Cordes	46.597	5	82.125	0.940	0.056	10
7	444	Michael Graser	47.390	6	80.751	1.733	0.793	11
8	442	Thomas Moritz	47.758	8	80.129	2.101	0.368	11
9	446	Klaus Robl	47.943	4	79.820	2.286	0.185	9
10	449	Maximilian Gärber	48.305	4	79.222	2.648	0.362	7

[Share](#) |

Ergebnisse von DAM Weiß-Blau Kart-Trophy 2010[6] - Klasse D/F/R - Zeittraining

Datum Oct 3, 2010 9:31:00 AM
Strecke Zimmermann Karting Ampfing (1.063 km)
Veranstaltung DAM Weiß-Blau Kart-Trophy 2010[6]
Gruppe Klasse D/F/R



NAVC

Beste Rundenzeit 44.754
In Runde 4
Beste Geschwindigkeit 85.507
von Sonja Bronold

Classification[Show results by class](#)

Pos	No.	Name	Best time	In lap	Best speed	Diff	Gap	Laps
1	69	Sonja Bronold	44.754	4	85.507			10
2	323	Dominik Vasold	45.153	5	84.752	0.399	0.399	7
3	319	Jenny Wurster	45.227	6	84.613	0.473	0.074	9
4	304	Robin Püttmann	45.316	5	84.447	0.562	0.089	8
5	311	Peter Cordes	45.873	4	83.422	1.119	0.557	11
6	450	Lukas Holzhauser	46.292	8	82.667	1.538	0.419	10
7	444	Michael Graser	46.599	10	82.122	1.845	0.307	11
8	442	Thomas Moritz	47.225	8	81.033	2.471	0.626	10
9	446	Klaus Robl	47.251	4	80.989	2.497	0.026	10
10	449	Maximilian Gärber	--:--:--	-	-	-:--	-:--	0

[Share](#) |

Ergebnisse von DAM Weiß-Blau Kart-Trophy 2010[6] - Klasse D/F/R - 1. Rennen

Datum Oct 3, 2010 12:00:00 PM
Strecke Zimmermann Karting Ampfing (1.063 km)
Veranstaltung DAM Weiß-Blau Kart-Trophy 2010[6]
Gruppe Klasse D/F/R



NAVC

Beste Rundenzeit 44.554
In Runde 9
Beste Geschwindigkeit 85.891
von Sonja Bronold

Classification[Show results by class](#)

Pos	No.	Name	Laps	Total time	Diff	Best time	In lap	Best speed
1	69	Sonja Bronold	17	12:51.471		44.554	9	85.891
2	323	Dominik Vasold	17	12:56.480	5.009	45.159	11	84.741
3	304	Robin Püttmann	17	12:59.273	7.802	45.295	13	84.486
4	319	Jenny Wurster	17	13:00.020	8.549	45.379	13	84.330
5	311	Peter Cordes	17	13:14.666	23.195	46.018	12	83.159
6	449	Maximilian Gärber	17	13:27.704	36.233	46.797	9	81.774
7	444	Michael Graser	17	13:29.536	38.065	46.452	15	82.382
8	446	Klaus Robl	17	13:35.563	44.092	47.113	2	81.226
9	442	Thomas Moritz	17	14:01.218	1:09.747	47.271	16	80.954
10	450	Lukas Holzhauser	5	4:18.879	--12 Laps--	46.186	4	82.856

[Share](#) |

Ergebnisse von DAM Weiß-Blau Kart-Trophy 2010[6] - Klasse D/F/R - 2. Rennen

Datum Oct 3, 2010 2:05:00 PM
Strecke Zimmermann Karting Ampfing (1.063 km)
Veranstaltung DAM Weiß-Blau Kart-Trophy 2010[6]
Gruppe Klasse D/F/R



NAVC

Beste Rundenzeit 45.154
In Runde 9
Beste Geschwindigkeit 84.750
von Sonja Bronold

Classification[Show results by class](#)

Pos	No.	Name	Laps	Total time	Diff	Best time	In lap	Best speed
1	69	Sonja Bronold	17	12:57.730		45.154	9	84.750
2	323	Dominik Vasold	17	12:57.902	0.172	45.356	15	84.372
3	319	Jenny Wurster	17	13:05.178	7.448	45.652	6	83.825
4	304	Robin Püttmann	17	13:05.285	7.555	45.658	7	83.814
5	311	Peter Cordes	17	13:12.352	14.622	46.082	5	83.043
6	449	Maximilian Gärber	17	13:23.805	26.075	46.732	6	81.888
7	444	Michael Graser	17	13:24.024	26.294	46.427	17	82.426
8	450	Lukas Holzhauser	17	13:28.281	30.551	46.440	17	82.403
9	442	Thomas Moritz	17	13:32.839	35.109	46.972	14	81.470
10	446	Klaus Robl	17	13:33.386	35.656	47.010	14	81.404

[Share](#) |